

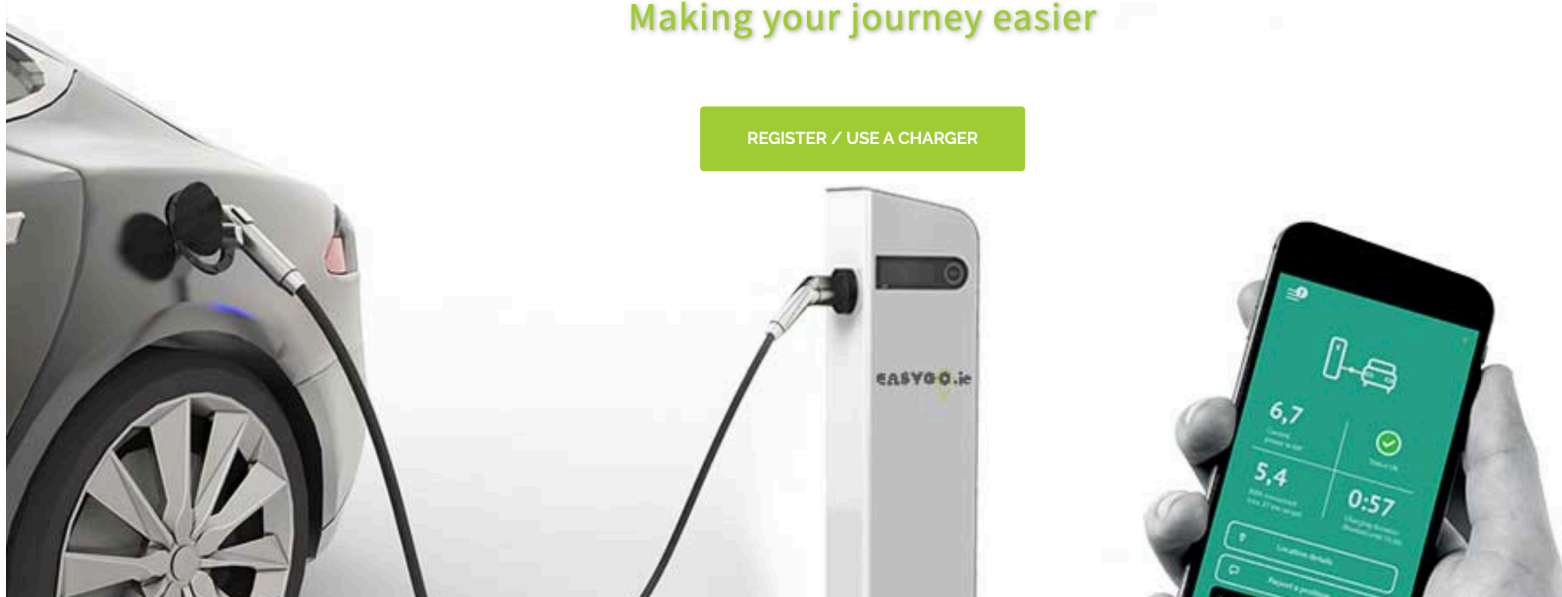
EasyGo.ie
– TAKING THE LEAD –
Introducing Car Charging to EV Drivers



Ireland's Car Charging Network

Making your journey easier

REGISTER / USE A CHARGER



EasyGo Training / Overview

Chris Kelly – EasyGo.ie

EasyGo.ie

– TAKING THE LEAD –

Introducing Car Charging to EV Drivers



1. How Electric Cars are Charged

2. Types of Chargers – Comparisons

3. Accessing & Using the Chargers with EasyGo / Key Fob

4. Using the EasyGo App

5. Help is at a hand – Our Contact Numbers



EasyGo.ie

– TAKING THE LEAD –

Introducing Car Charging to EV Drivers



Plug Connectors

- All Chargers fitted with Type 2 Socket
- BMW/Mini fitted with Type 2
→ Type 2 to Type 2 Lead

Battery Size

- Batteries can store energy which is measured in Kw's
- Hybrid has 9-16KW battery, Full Electric = 40KW and up

Charging the Battery

- Cars can charge with AC only AC is available for work, home home and in some store and street and commercial locations too

Home/Work Charging

- Two Speeds Possible Slow 3.6KWh & Fast 7.2KWh
- For 7.2KW, Fusebox protector needed with Electric Shower
- 3.6kwh → Hybrids
- 7.2Kwh → Full Electric

Store/Street Charging

- 3 Speeds Possible Slow, Fast and Superfast 22KW
- 22kWh – Some Models (2hrs)
- 7.2kWh – Full Electric (4-6 hrs)
- 3.6kWh – Hybrids (2-3 hrs)

Motorway Charging

- DC Charging needs Typically only available from Motorway Services and Hotels
- Charging using DC Socket. For full electric. 50kW standard (25-45 minutes)

EasyGo.ie

– TAKING THE LEAD –

Introducing Car Charging to EV Drivers




- **Download the EASYGO app**
- Register as a PrePay Customer
- Find charging locations
- Start/Stop Charging
- Manage/Monitor your charging session
- Soon to work with ESB Chargers
- Pay for Charging where required
- Remote phone support where needed
- Staff only access possible

Or....

Use the Key Fob

Also works on all EasyGo Chargers



EasyGo.ie

– TAKING THE LEAD –

Introducing Car Charging to EV Drivers



The EasyGo.ie Charging Network is designed for conveniently providing EV drivers with a simple system of charging their cars at work or while out around town

To start charging for the first time, visit EasyGo.ie for instructions or download our App from the Google Play Store or iTunes.

You will need to register an account which can be used at any [EasyGo](#) Charging Point. Once your details are filled in you can use the Free to Use Charge Points immediately.


If you register as a [PrePay](#) customer, you can purchase an access RFID Key fob to stop and start charging

A screenshot of the EasyGo app's login screen. The screen has a white background with a green header bar at the top containing a back arrow and the word 'Login'. Below the header, there are two input fields: 'Email' and 'Password'. The 'Password' field has a small eye icon to its right. Below the 'Password' field, there is a link that says 'Forgot password? RESET PASSWORD'. At the bottom of the screen, there are two buttons: 'REGISTER' and 'LOGIN'. The 'LOGIN' button is highlighted with a dark background. The top of the screen shows the time '11:10' and battery level '47%'.

EasyGo.ie

– TAKING THE LEAD –

Introducing Car Charging to EV Drivers



The Charge Point locations are shown on the map with a location pin.

The pin status is **Green** when available for use as shown on the diagram below. Grey means no communication or not part of the EasyGo Network. Red means a charge point is in fault and blue that it is occupied. The number in the map pin indicates the number of charging sockets available at the location. Tapping the pin lets you open the page to start charging.

Other features here include search and filter.

EasyGo.ie

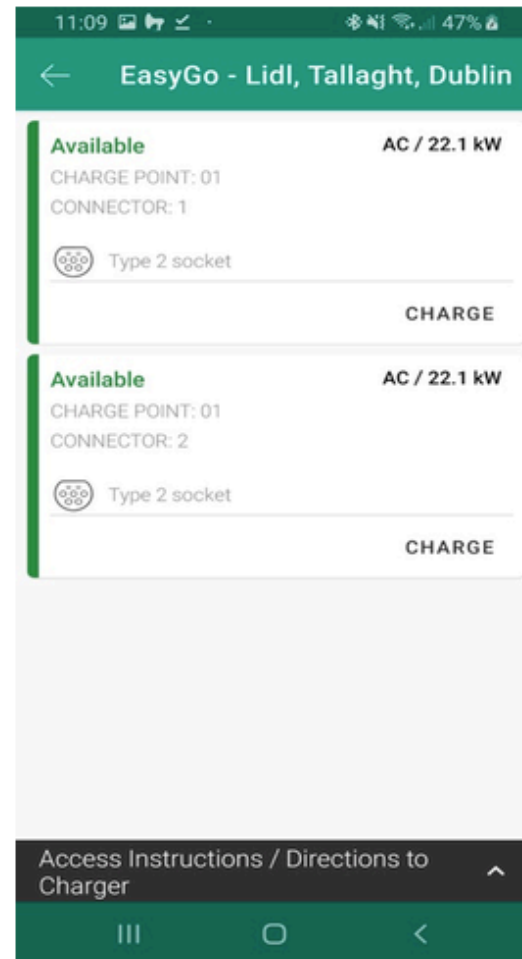
– TAKING THE LEAD –

Introducing Car Charging to EV Drivers



Select the Charge Point you wish to Charge on. Each Charger has the sockets numbered at the stations.

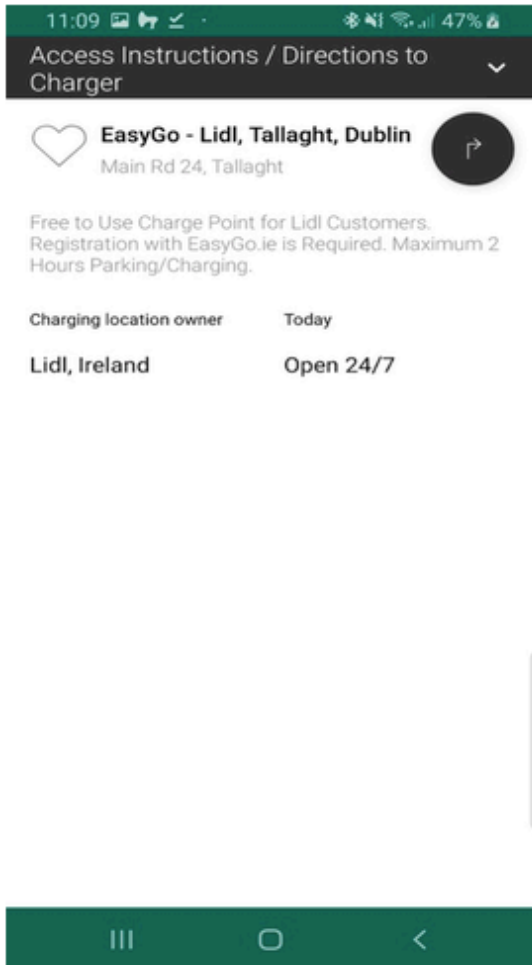
If the charger is Pay for Use, the details of payment are shown on this page. You can tap on Access instructions / Directions to Charger to find more information and to open Google maps to get directions to the charge point.



EasyGo.ie

– TAKING THE LEAD –

Introducing Car Charging to EV Drivers



You can also tap on the heart to add this location as one of your favourites and easily find it later

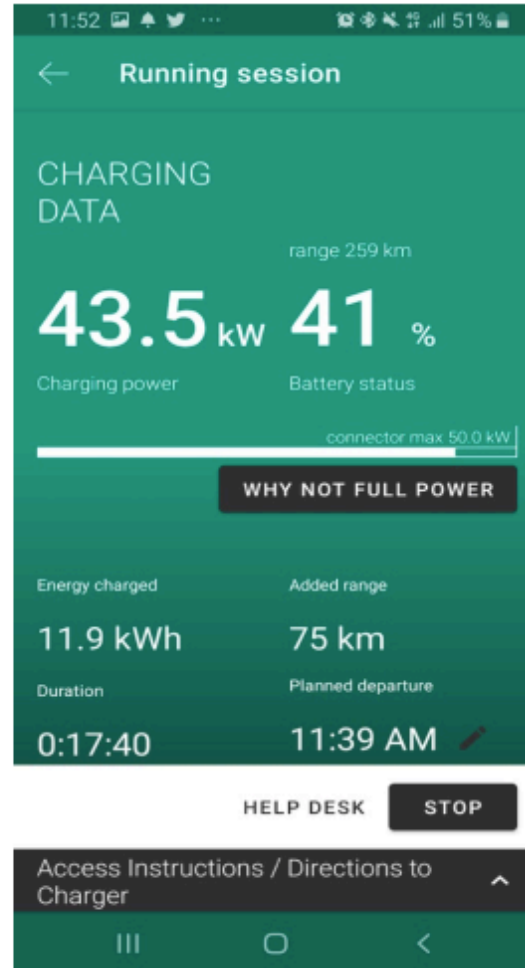
EasyGo.ie

– TAKING THE LEAD –

Introducing Car Charging to EV Drivers



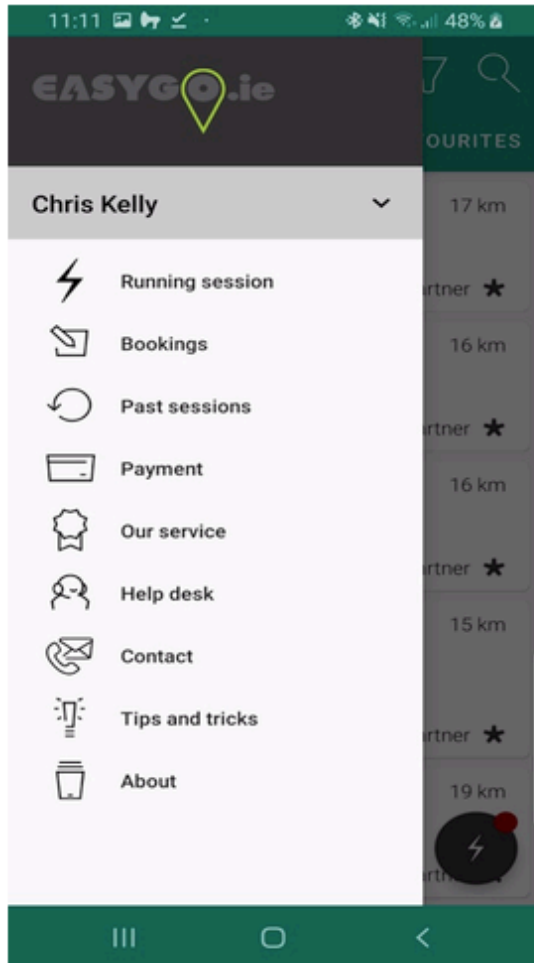
After you select the charging socket you want to connect to and Plug in your charging cable to the car and charger, you get a screen showing your charging information. From here you can also stop the charging session.



EasyGo.ie

– TAKING THE LEAD –

Introducing Car Charging to EV Drivers



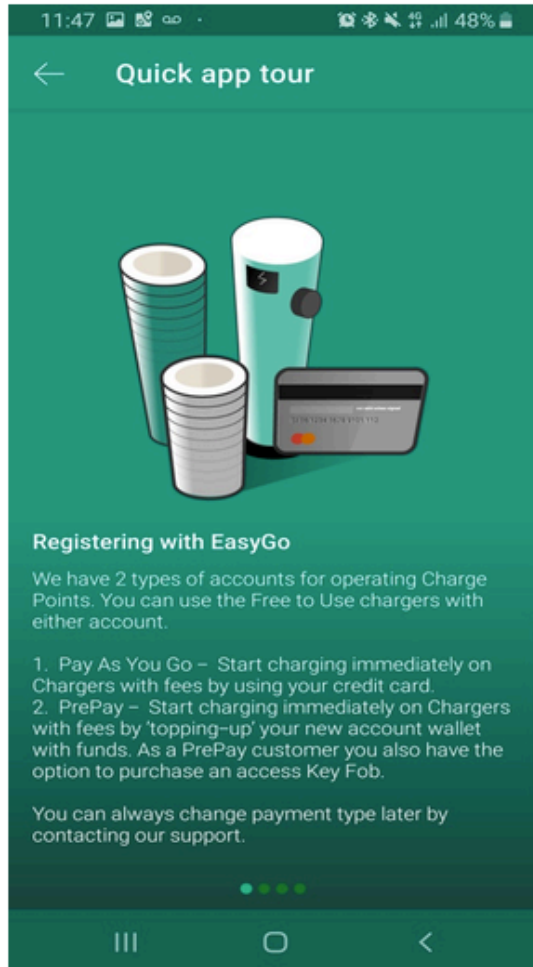
The menu provides access to extra features like booking a charge point, details of past sessions, payment for topping-up your account if using Pay to Use charge points. Links to our website, terms and contact details are also present. Tips and tricks feature shows instructions on using EasyGo, right from the App.

The Help desk function allows users to contact our customer support 24/7 with any issue

EasyGo.ie

– TAKING THE LEAD –

Introducing Car Charging to EV Drivers

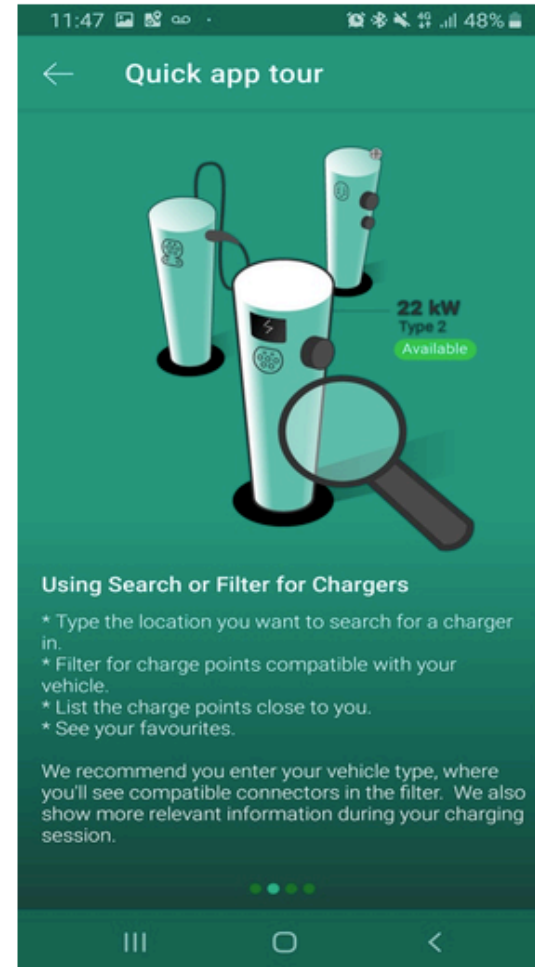


Registering with EasyGo

We have 2 types of accounts for operating Charge Points. You can use the Free to Use chargers with either account.

1. Pay As You Go – Start charging immediately on Chargers with fees by using your credit card.
2. PrePay – Start charging immediately on Chargers with fees by 'topping-up' your new account wallet with funds. As a PrePay customer you also have the option to purchase an access Key Fob.

You can always change payment type later by contacting our support.



Using Search or Filter for Chargers

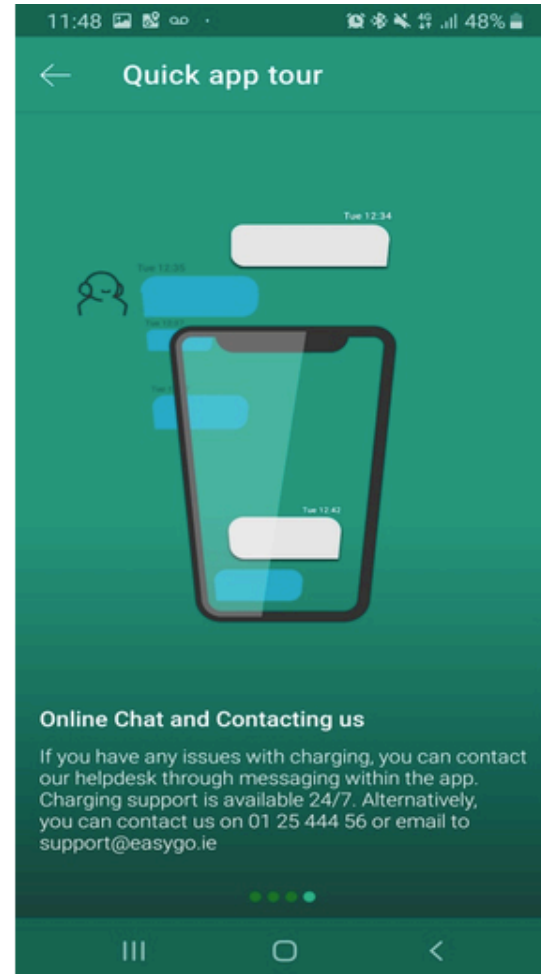
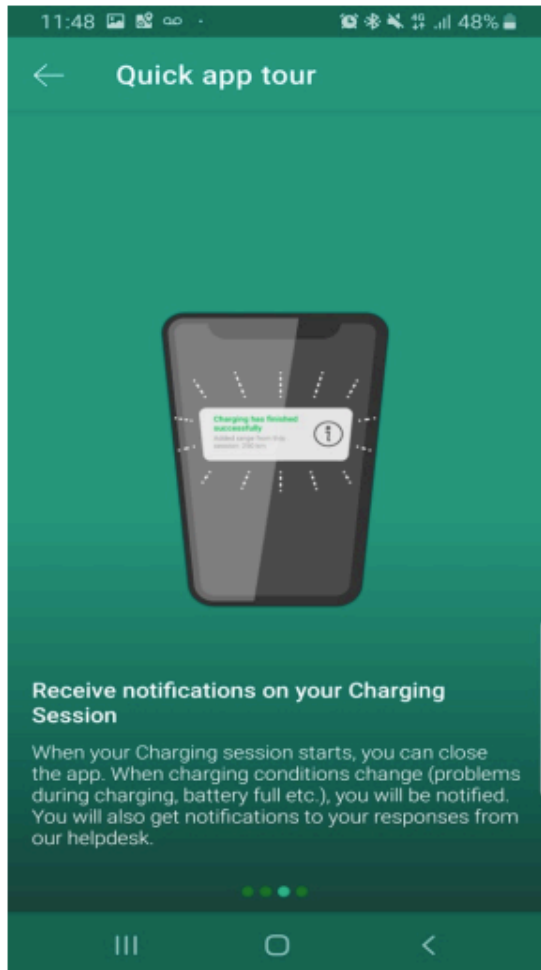
- * Type the location you want to search for a charger in.
- * Filter for charge points compatible with your vehicle.
- * List the charge points close to you.
- * See your favourites.

We recommend you enter your vehicle type, where you'll see compatible connectors in the filter. We also show more relevant information during your charging session.

EasyGo.ie

– TAKING THE LEAD –

Introducing Car Charging to EV Drivers



EasyGo.ie

– TAKING THE LEAD –

Introducing Car Charging to EV Drivers



Contact Details

EasyGo.ie

Dublin

01 25 444 56

Belfast

028 9099 7734

Support@easygo.ie